

CURRENT 500 Ampere
 VOLTAGE RANG 600 to 1800 Volts

MSCD500; MSKD500; MSAD500



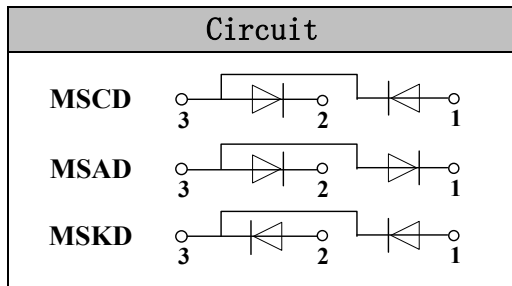
VRRM 800 to 1800V
IFAV 500 Amp

Applications

- Non-controllable rectifiers for AC/AC converters
- Line rectifiers for transistorized AC motor controllers
- Field supply for DC motors

Features

- Blocking voltage: 800 to 1800V
- Heat transfer through aluminum nitride ceramic isolated metal baseplate



Module Type

TYPE			VRRM	VRSM
MSCD500-08	MSAD500-08	MSKD500-08	800V	900V
MSCD500-12	MSAD500-12	MSKD500-12	1200V	1300V
MSCD500-16	MSAD500-16	MSKD500-16	1600V	1700V
MSCD500-18	MSAD500-18	MSKD500-18	1800V	1900V

Maximum Ratings

Symbol	Conditions	Values	Units
IFAV	Tc=85°C	500	A
IFSM	t=10mS Tvj =45°C	20000	A
i ² t	t=10mS Tvj =45°C	2000000	A ² s
Visol	a.c.50HZ;r.m.s.;1min	3000	V
Tvj		-40 to +150	°C
Tstg		-40 to +125	°C
Mt	To terminals	9±15%	Nm
Ms	To heatsink(M6)	5±15%	Nm
Weight	Module	2050	g

Thermal Characteristics

Symbol	Conditions	Values	Units
Rth(j-c)	Module	0.04	°C/W
Rth(c-s)	Module	0.015	°C/W

Electrical Characteristics

Symbol	Conditions	Values	Units
VFM	T=25°C IFM =1500A	1.8	V
IRD	Tvj=TvjM VRD=VRRM	≤25	mA

CURRENT 500 Ampere
 VOLTAGE RANG 600 to 1800 Volts

MSCD500; MSKD500; MSAD500

Performance Curves

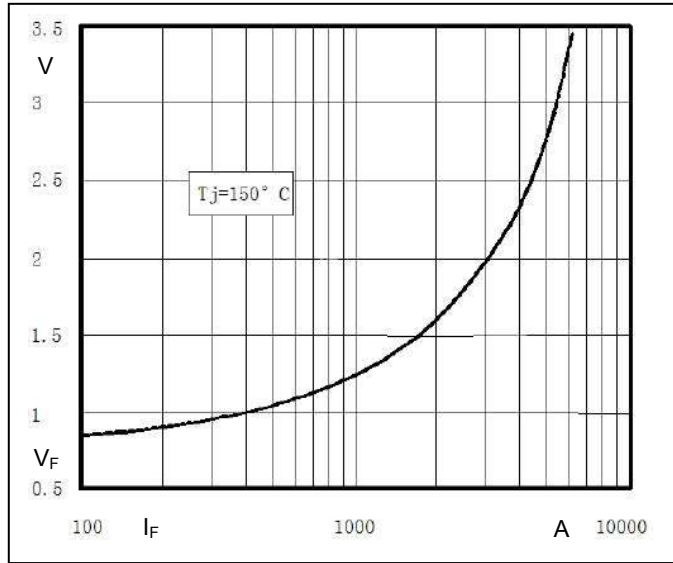


Fig1. Forward Characteristics

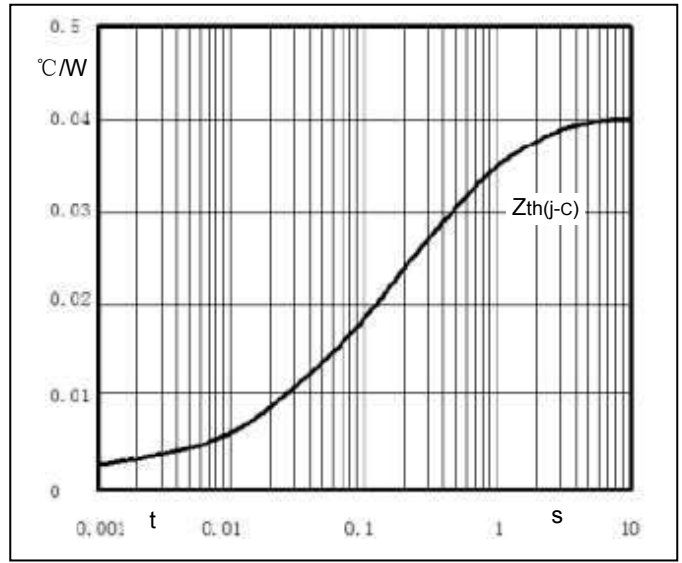


Fig2. Transient thermal impedance

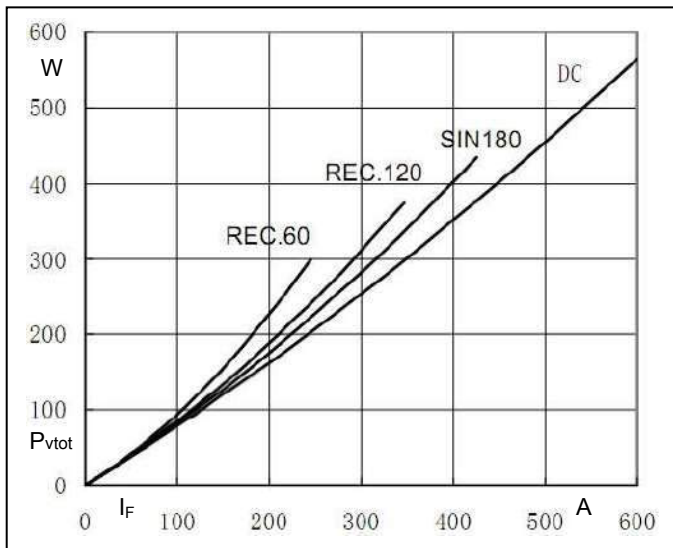


Fig3. Power dissipation

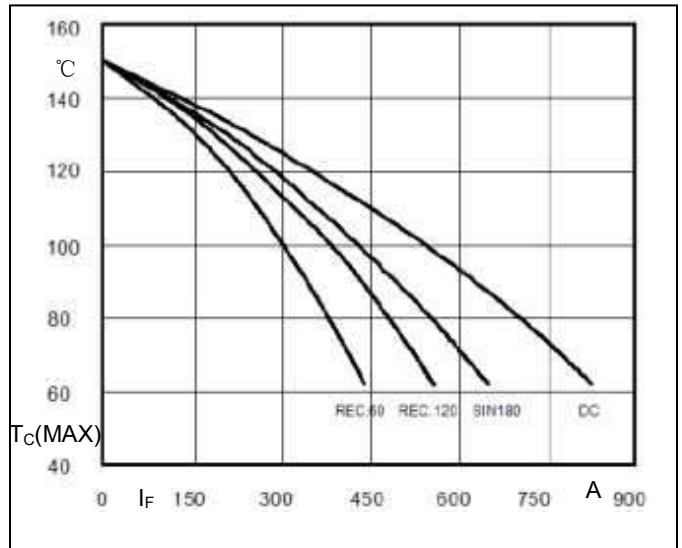


Fig4. case temperatruue vs. forward current

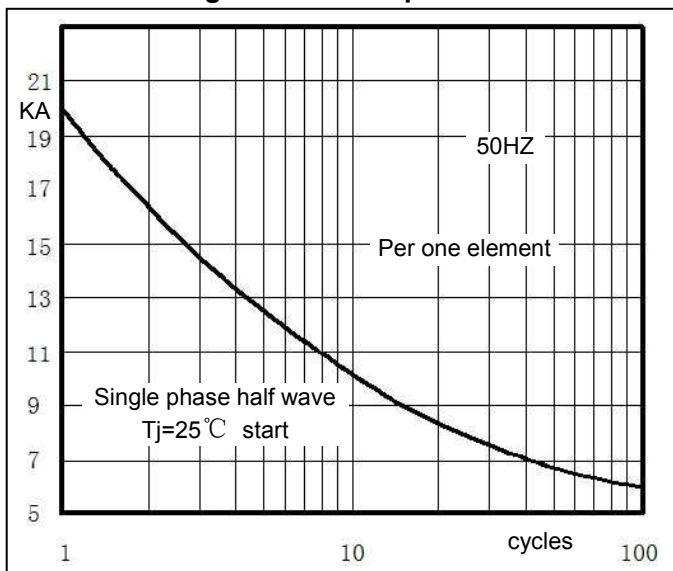


Fig5. Max Non-Repetitive Forward Surge Current

CURRENT 500 Ampere
 VOLTAGE RANG 600 to 1800 Volts

MSCD500; MSKD500; MSAD500

Package Outline Information

