

CURRENT 165 Ampere
VOLTAGE RANG 600 to 1800 Volts

MSCD165; MSKD165; MSAD165



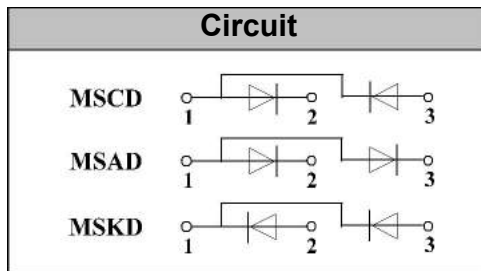
VRRM 800 to 1800V
IFAV 165 Amp

Applications

- ☑ Non-controllable rectifiers for AC/AC converters
- ☑ Line rectifiers for transistorized AC motor controllers
- ☑ Field supply for DC motors

Features

- ☑ Blocking voltage: 800 to 1800V
- ☑ Heat transfer through aluminum oxide ceramic isolated metal baseplate
- ☑ Glass passivated chip



Module Type

TYPE			VRRM	VRSRM
MSKD165-08	MSAD165-08	MSCD165-08	800V	900V
MSKD165-12	MSAD165-12	MSCD165-12	1200V	1300V
MSKD165-16	MSAD165-16	MSCD165-16	1600V	1700V
MSKD165-18	MSAD165-18	MSCD165-18	1800V	1900V

Maximum Ratings

Symbol	Conditions	Values	Units
IFAV	Tc=100°C	165	A
IFSM	t=10mS Tvj =45°C	6000	A
i ² t	t=10mS Tvj =45°C	180000	A ² s
V _{isol}	a.c.50Hz;r.m.s.;1min	3000	V
T _{vj}		-40 to 150	°C
T _{stg}		-40 to 125	°C
Mt	To terminals(M6)	5±15%	Nm
Ms	To heatsink(M6)	5±15%	Nm
Weight	Module	160	g

Thermal Characteristics

Symbol	Conditions	Values	Units
R _{th(j-c)}	Per diode	0.18	°C/W
R _{th(c-s)}	Module	0.05	°C/W

Electrical Characteristics

Symbol	Conditions	Values	Units
V _{FM}	T=25°C IFM =300A	1.4	V
IRD	Tvj=TvjM VRD=VRRM	≤9	mA

CURRENT 165 Ampere
 VOLTAGE RANG 600 to 1800 Volts

MSCD165; MSKD165; MSAD165

Performance Curves

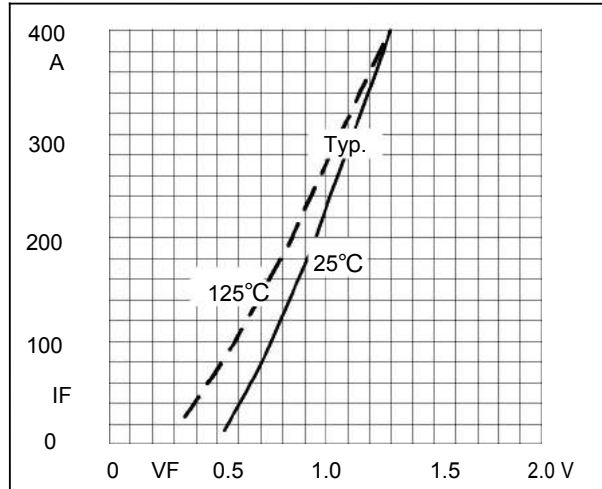


Fig1. Forward Characteristics

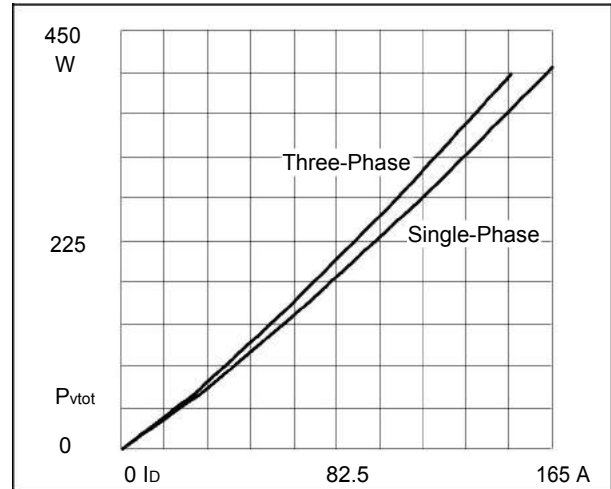


Fig2. Power dissipation

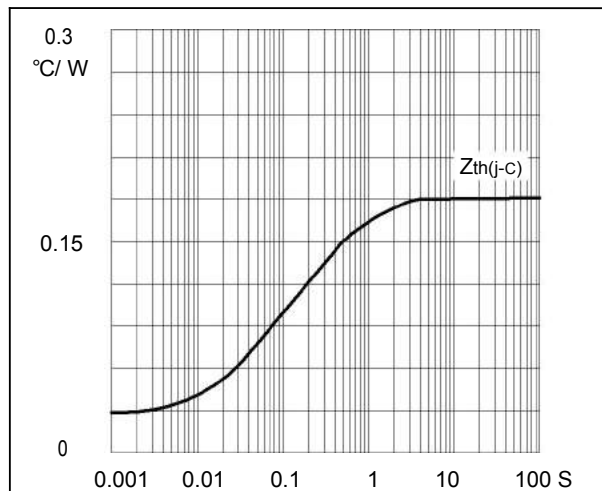


Fig3. Transient thermal impedance

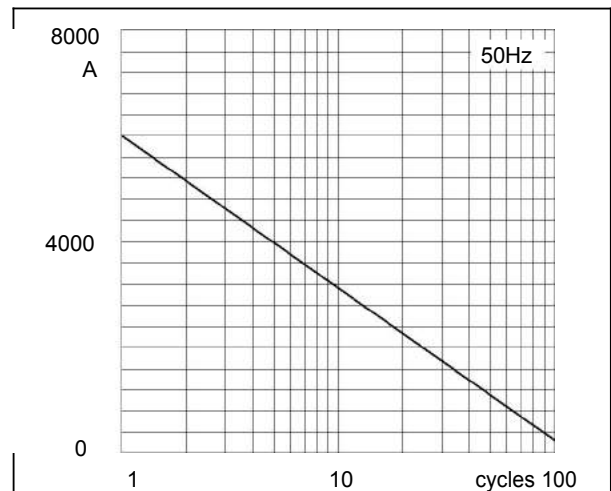


Fig4. Max Non-Repetitive Forward Surge Current

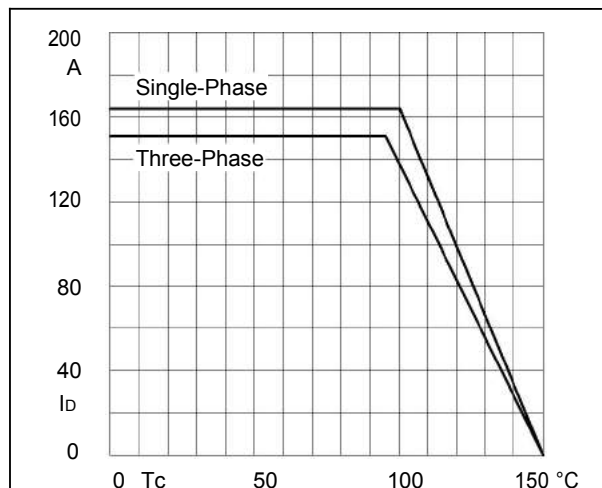


Fig5. Forward Current Derating Curve

CURRENT 165 Ampere
VOLTAGE RANG 600 to 1800 Volts

MSCD165; MSKD165; MSAD165

Package Outline Information

